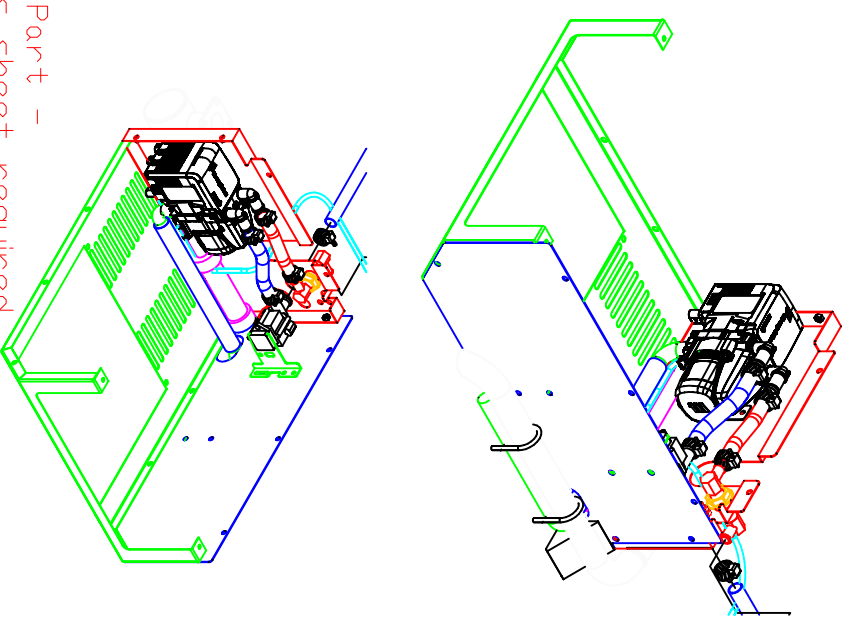
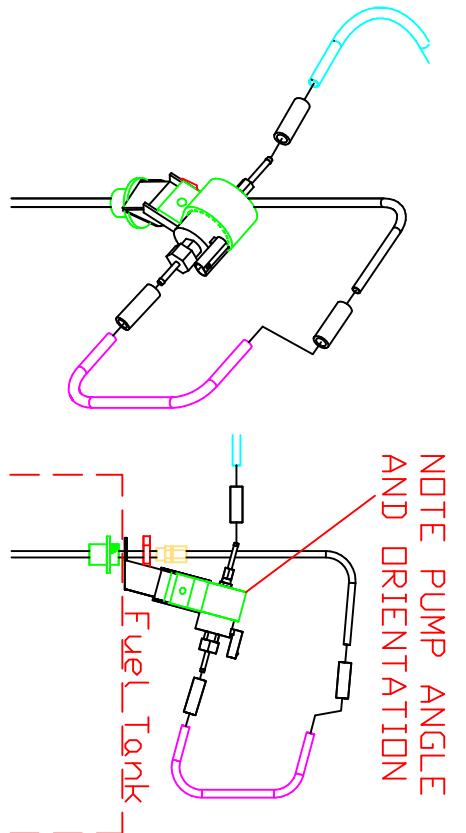
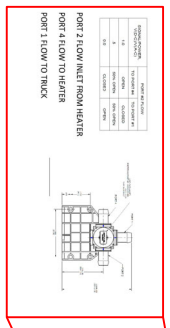
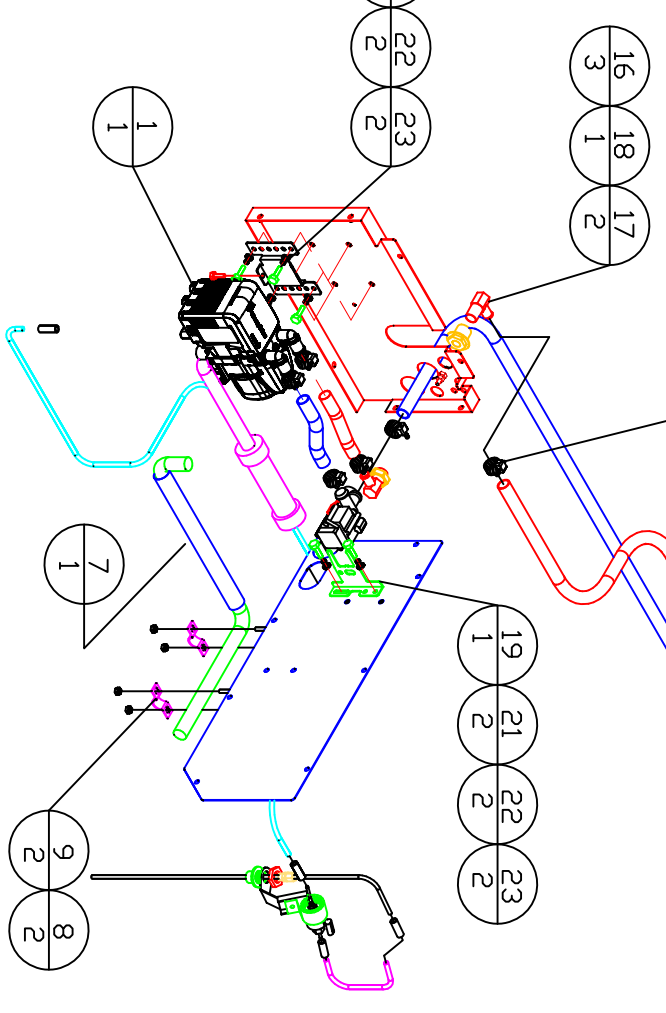
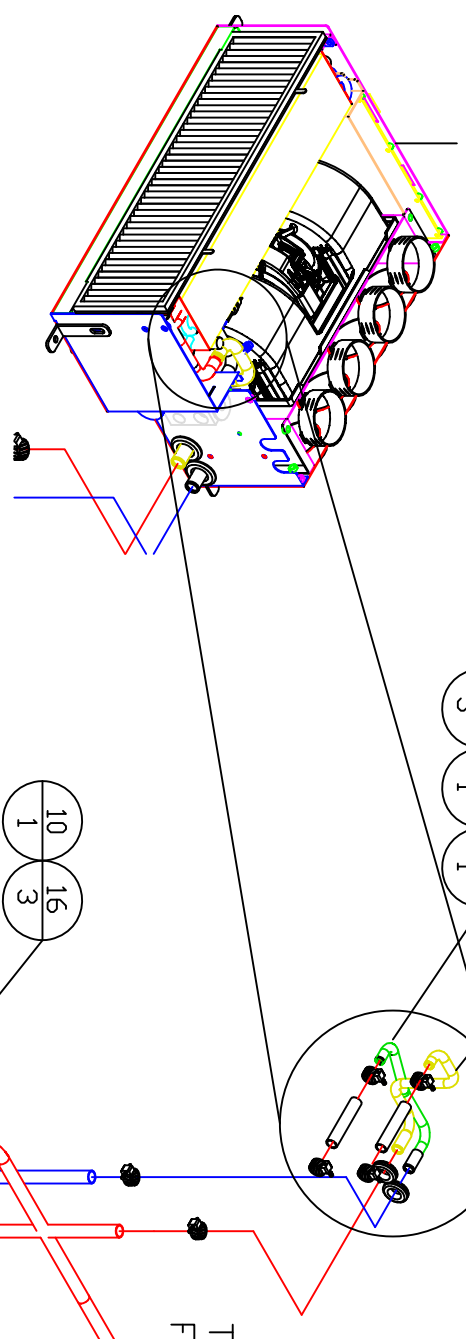


HEATER TUBES PACKED LOOSE
AND INSTALLED INSIDE
HEATER BY DEALER
ONCE INSTALLED DEALER
MUST BLEED SYSTEM



22	6	1/4 SPLIT LOCK WASHER SS	54-8322
21	6	1/4 FLAT WASHER GR2 ZI (USS)	54-8312
20	6	1/4-20 X 1/2 STAINLESS STEEL	54-8352
19	1	WATER PUMP BKT	62-1112
18	1	Brass Anchor Coupling 1/2NPT	62-1125
17	2	FTG, 1/2"NP1X3/4"HB 90DEG	62-1124
16	18	CLAMP, 1/2 X 1-1/8 HOSE	1110
15	1	SPLICER T 3/4-3/4-3/4 HB	62-1115
14	2	CUT HEATER HOSE 5/8" - 3'	62-1123
13	2	CUT HEATER HOSE 3/4" - 15'	62-1122
12	2	CUT HEATER HOSE 3/4" - 10'	62-1121
11	2	CUT HEATER HOSE 3/4" - 4'	62-1120
10	1	Water Valve	62-1117
9	2	Exhaust Clamp	62-1118
8	2	Muffler clamp	54-8107
7	1	EXHAUST INSULATION, BLUE	54-8003
6	1	WATER PUMP BKT	62-1112
5	1	Heater Tube	62-1114
4	1	Heater Tube	62-1113
3	1	Slide skin WA	62-1116
2	1	Rear skin	62-1109
1	1	EBERSPACHER HYDRONIC KIT	62-4121

dynasys CONFIDENTIAL PROPERTY OF

PERRIN MANUFACTURING INC. ALLIANCE, NEBRASKA

Unless otherwise specified

dr. PC 1-26-21

ck. _____

1 place dec. ± .06"

2 place dec. ± .032"

3 place dec. ± .016"

angular ±1°

Material

Title

HYDRONIC HEATER KIT

Engr. Ref.

EIS

Part No.

62-9000

Unit Conv.

Price code

Sheet

1 of 1

NOTE: New Part -
No process sheet required